



WAVE-LINK WLS 2.4 GHZ WIRELESS AUDIO SYSTEM

Model: WAVE-LINK WLS User Manual



Introduction

Installation of a subwoofer or second audio zone can be next to impossible in a finished home. Lack of access from below or above the room limits your ability to run the required cables from the A/V receiver to your subwoofer or speakers.

The Dayton Audio Wave-Link™ Wireless Audio System easily solves your wiring dilemma. Place your subwoofer in the position that provides optimal sound. Or, add a subwoofer to the rear of your listening space to spread out the low frequency effects of your favorite movies.

The stereo capability of the Dayton Audio Wave-Link Wireless Audio System extends the options and uses of your primary audio system. Use the Wave-Link to add speakers to your patio, around your pool, or anywhere you'd like to enjoy music. Connect the Wave-Link to your PC and stream music from an Internet source or your music library to your main audio system.

Connection

The Dayton Audio Wave-Link Wireless Audio System includes all of the accessories you need for monaural or stereo installations. The 3.5 mm to RCA cables are used for mono applications such as connecting a subwoofer. The 3.5 mm to dual RCA cables are used for stereo applications such as adding rear speakers to your system.

System Includes

- 1 x Transmitter
- 1 x Receiver
- 2 x 3.5 mm to single RCA
- 2 x 3.5 mm to dual RCA
- 2 x 3.5 mm to 3.5 mm cables
- 2 x 5 VDC power adapter

Operation

Select the cable needed for your application; single RCA for subwoofer / monaural, dual RCA for rear speakers / stereo, or dual 3.5 mm / stereo.

Connect your cable to the line output from your source device, and the 3.5 mm plug into the transmitter line input.

Connect your second cable to the line input of your subwoofer, powered speakers, or remote amplifier, and the 3.5 mm plug into the receiver line output.

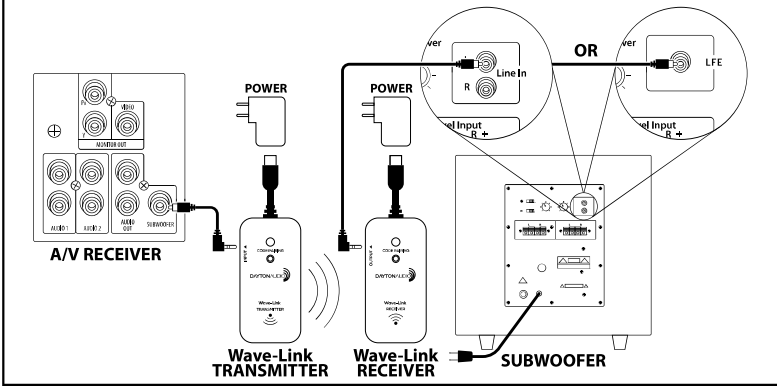
Connect a USB power adapter to both the transmitter and receiver. Plug the USB power adapters into a 120 VAC outlet.

The transmitter and receiver are paired at the factory. If the two become un-paired, press the transmitter and receiver pair button simultaneously. When both units have a steady blue light, they are paired.

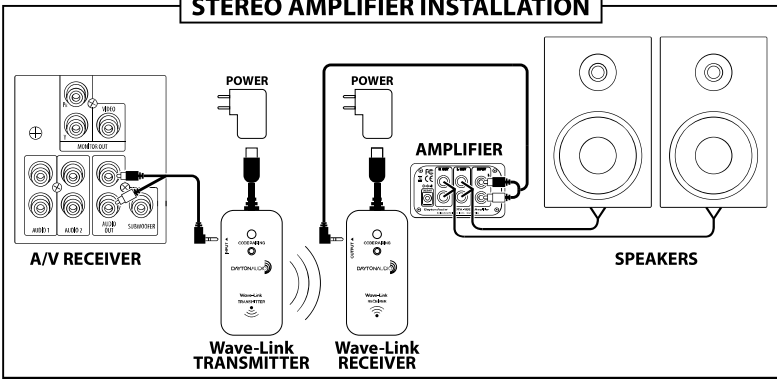
USB DAC Operation (source select)

The transmitter is equipped with a DAC for transmitting digital media wirelessly to the receiver. Plug transmitter in to your PC/Laptop (Mac or Windows) and press the pair button once to switch from Analog input to the DAC mode. Press the pair button again to switch from DAC to Analog input.

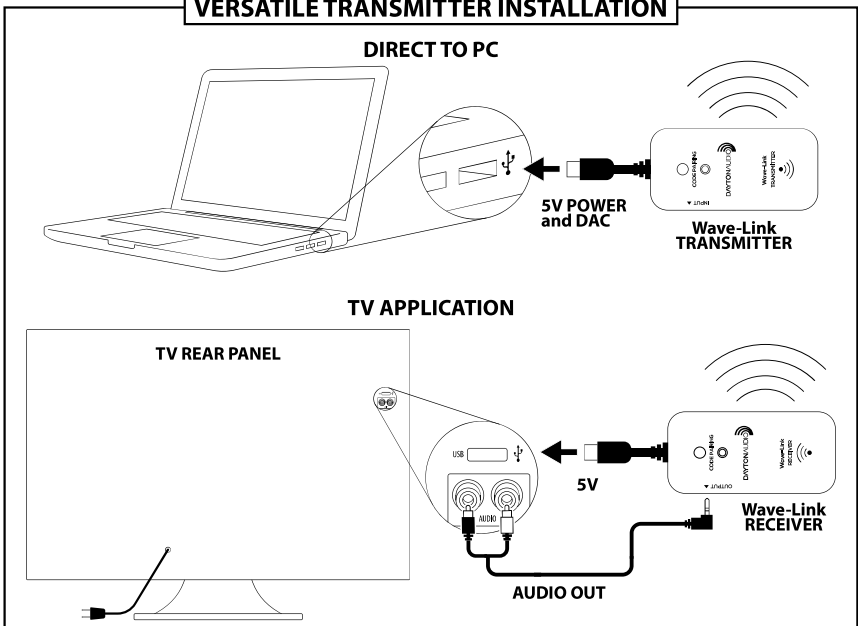
SUBWOOFER INSTALLATION



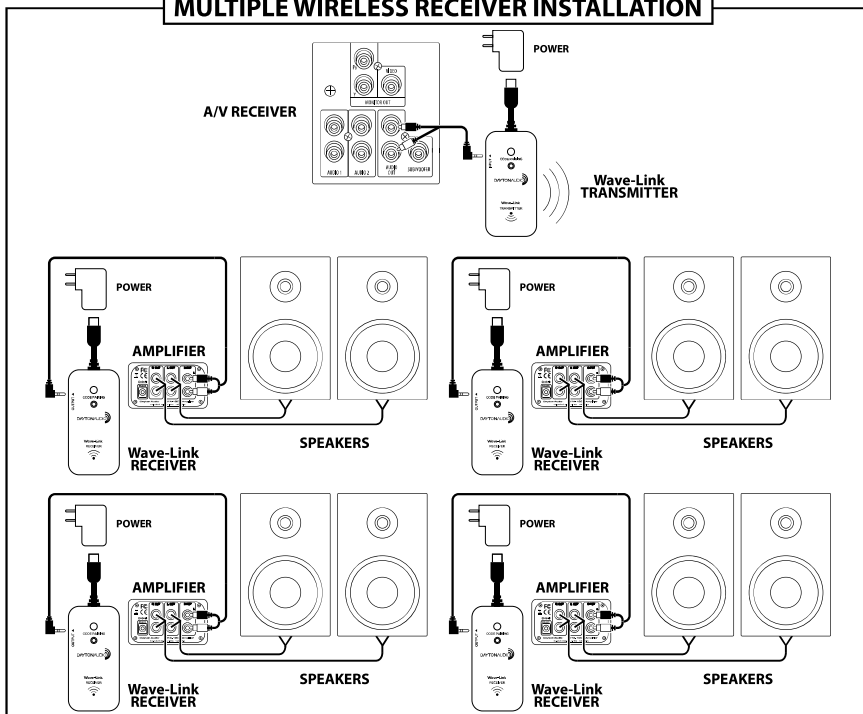
STEREO AMPLIFIER INSTALLATION



VERSATILE TRANSMITTER INSTALLATION



MULTIPLE WIRELESS RECEIVER INSTALLATION



TRANSMITTER SPECIFICATIONS

Parameter	Min	Typ	Max
Supply Voltage (+3.3V)		5.0 Volt	5.5 Volt
Operation Current (VBUS=VBAT=3.8V)	45 mA	50 mA	55 mA
A/D Resolution		10 Bits	
3d B Voice BW	60 Hz		6500 Hz
Audio THD + N (0dB @ 1 KHz)		0.1%	0.5%
Audio output SNR	55 dB	62 dB	
Audio Resolution		16 Bit	
Audio Sample Rate		48 KHz	
Audio Latency		32 mS	
Audio data compression		Yes	
Audio Channels		1	
L/R Channels Separation	55 dB	62 dB	
Audio output Band (with 32 ohm Loading)	20 Hz		22000 Hz
Audio output Range			1400mV (p-p)
Operating Frequency	2403 MHz		2479 MHz
RF channels		77	
RX Sensitivity		-85 dBm	
Channel spacing		1 MHz	
Air Data Rate		2 Mbps	
Modulation		GFSK	
Radiated Power			+3 dBm
Operation Range		20 Meters / line of site	

RECEIVER SPECIFICATIONS

Parameter	Min	Typ	Max
Supply Voltage (VBUS)	3.5 Volt	5.0 Volt	5.5 Volt
Operation Current (VBUS=VBAT=3.8V)	45 mA	50 mA	55 mA
Audio Sample Rate		48 KHz	
Audio Channels		2	
Audio Input Type (1)		Analog	
Audio Input Type (2)		USB2.0 (Full Speed) Isochronous mode	
Audio Input Dynamic Range			1400 mV (p-p)
Audio Frequency Response (-3dB)	20 Hz		22000 Hz
Operating Frequency	2403 MHz		2479 MHz
RF-channels		77	
Channel spacing		1 MHz	
Air Data Rate		2 Mbps	
Modulation		GFSK	
Radiated Power			+3 dBm
Operation Range		20 Meters / line of site	

5-Year Warranty

See daytonaudio.com for details



daytonaudio.com
tel + 937.743.8248
info@daytonaudio.com

705 Pleasant Valley Dr.
Springboro, OH 45066
USA

